



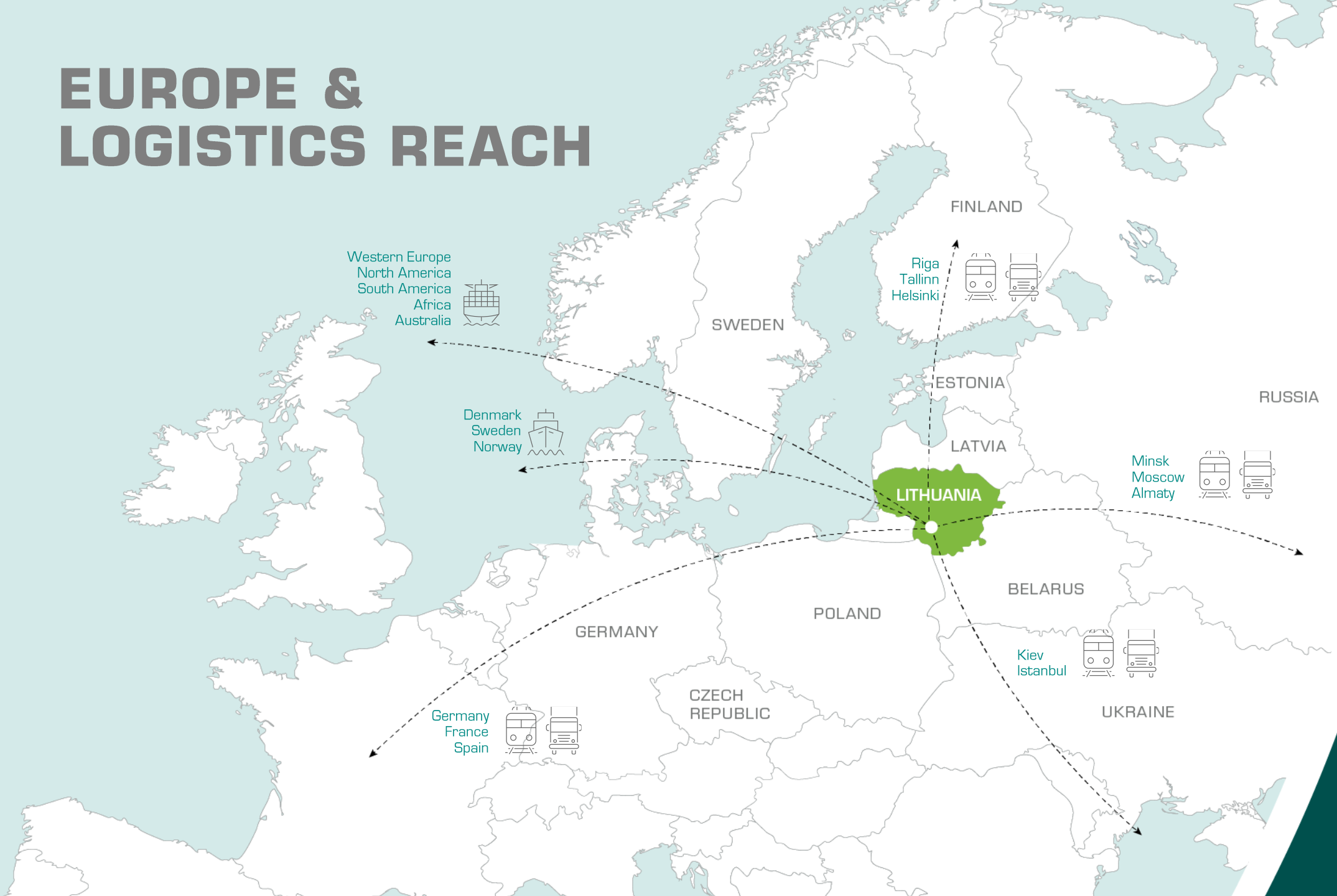
baltic
free economic zone

A free economic zone is
manufacturing area
designated for business
development with tax benefits
established by law

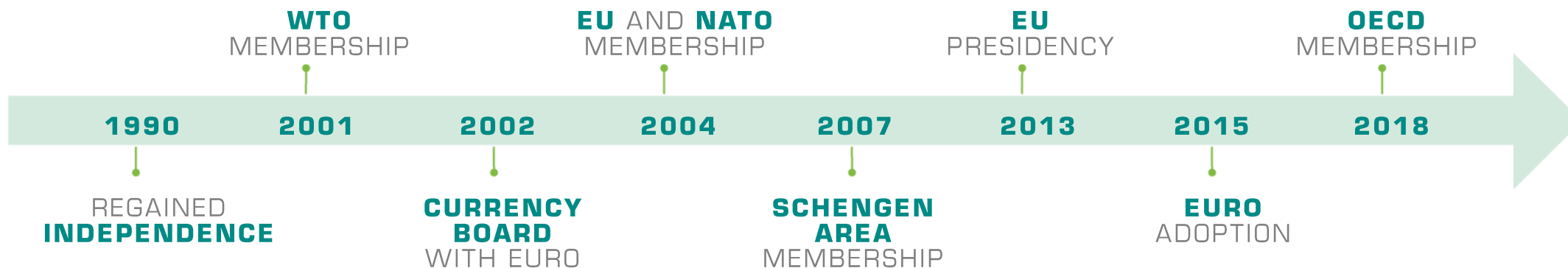
balticfez.com



EUROPE & LOGISTICS REACH



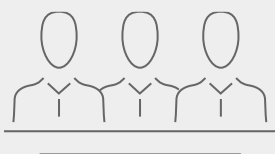
LITHUANIA HISTORY KEY POINTS



KEY FIGURES



TERRITORY OF
65 300 KM²



POPULATION
2,9 MILLION



CURRENCY
€ EURO



GDP (2020)
48,6 BILLION €



GDP (2020)
17 178 € PER CAPITA

TRANSPORT & LOGISTICS IN LITHUANIA



LITHUANIA IS A EUROPEAN LEADER IN TRANSPORT AND LOGISTICS

LITHUANIA CARGO COMPANIES HIGHLY COMPETITIVE ON EUROPEAN CARGO MARKET

EXCELLENT GEOGRAPHICAL LOCATION FOR EUROPEAN DISTRIBUTION CENTERS

15% OF GROSS VALUE ADDED

6 600 COMPANIES

MORE THAN 25 000 TRUCKS

OVER 93 000 EMPLOYEES



ENGINEERING INDUSTRY IN LITHUANIA



ISO AND LEAN QUALITY MANAGEMENT SYSTEMS

EXCELLENT QUALITY TO PRICE RATIO

2.7% OF GDP

72% OF PRODUCTION EXPORTED

MORE THAN 1 100 COMPANIES

OVER 29 000 EMPLOYEES



INFORMATION TECHNOLOGY IN LITHUANIA



LITHUANIAN ICT SECTOR ESPECIALLY STRONG IN DEVELOPMENT OF SOFTWARE FOR INDUSTRIAL PROCESS OPTIMIZATION, MOBILE APPLICATIONS, SOFTWARE AND HARDWARE SOLUTIONS FOR FINANCIAL INSTITUTIONS AND RETAIL TRADE COMPANIES

LITHUANIA IS 1ST IN THE WORLD COMPETITIVENESS YEARBOOK RANKINGS FOR ICT

2ND FASTEST INTERNET UPLOAD IN THE EU

4TH FASTEST DOWNLOAD SPEED IN THE EU

OVER 11 000 IT EMPLOYEES



LASERS INDUSTRY IN LITHUANIA



STRONG PLAYER IN GLOBAL MARKET WITH EXPORTS
TO MORE THAN 100 COUNTRIES

**LASER EQUIPMENT TAKES UP TO 10 % OF THE GLOBAL
MARKET OF LASERS USED FOR SCIENTIFIC RESEARCH**

**50% OF THE WORLD MARKET FOR HIGH ENERGY
PICO-SECOND LASERS**

OVER 1200 EMPLOYEES



LIFE SCIENCES / BIOTECHNOLOGY IN LITHUANIA



THE LITHUANIAN BIOTECHNOLOGY INDUSTRY HAS BEEN RAPIDLY DEVELOPING AND IS ONE OF THE MOST SOPHISTICATED IN CENTRAL AND EASTERN EUROPE

16 INSTITUTIONS TRAIN BIOTECHNOLOGY AND BUSINESS SPECIALISTS IN COOPERATION WITH BOTH DOMESTIC AND INTERNATIONAL BIOTECHNOLOGY COMPANIES

15 RESEARCH INSTITUTIONS CARRY OUT CHEMICAL AND BIOCHEMICAL RESEARCH FOR PHARMACEUTICAL PURPOSES

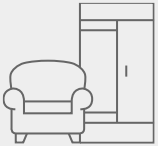
OVER 100 COMPANIES OPERATING IN THE LIFE SCIENCES AREA

OVER 7500 EMPLOYEES



baltic
free economic zone

FURNITURE AND WOOD PROCESSING IN LITHUANIA



HIGHLY FORESTED COUNTRY, DEEP TRADITIONS IN THE
WOOD PROCESSING INDUSTRY

PRODUCTION MEETS THE HIGHEST QUALITY
REQUIREMENTS AND DESIGN STANDARDS

FLEXIBILITY TO FULFILL NON- STANDARD ORDERS

1.8% OF GDP

**70 % OF FURNITURE AND 60 % OF WOOD
PRODUCTION EXPORTED**

OVER 43 000 EMPLOYEES



FOOD PROCESSING IN LITHUANIA



FAVORABLE CLIMATE FOR AGRICULTURE

DEEP MANUFACTURING TRADITIONS AND MODERN TECHNOLOGIES

STRENGTH IN: DAIRY PRODUCTS, (FROZEN) MEAT, PRODUCTS OF MEAT, FISH PROCESSING, LIVE ANIMALS, ALCOHOLIC AND NON-ALCOHOLIC DRINKS, CHOCOLATES AND CONFECTIONARY, HONEY

SOME OF THE COMPANIES PRODUCING HALAL CERTIFICATION PRODUCTS IN LITHUANIA

4.7% OF GROSS VALUE ADDED

45% OF PRODUCTION EXPORTED

OVER 38 000 IT EMPLOYEES



LITHUANIA

DISTANCES FROM BALTIC FEZ TO:

KAUNAS AIRPORT 75 KM
KLAIPEDA SEAPORT 275 KM
WARSAW 338 KM



CAPITAL

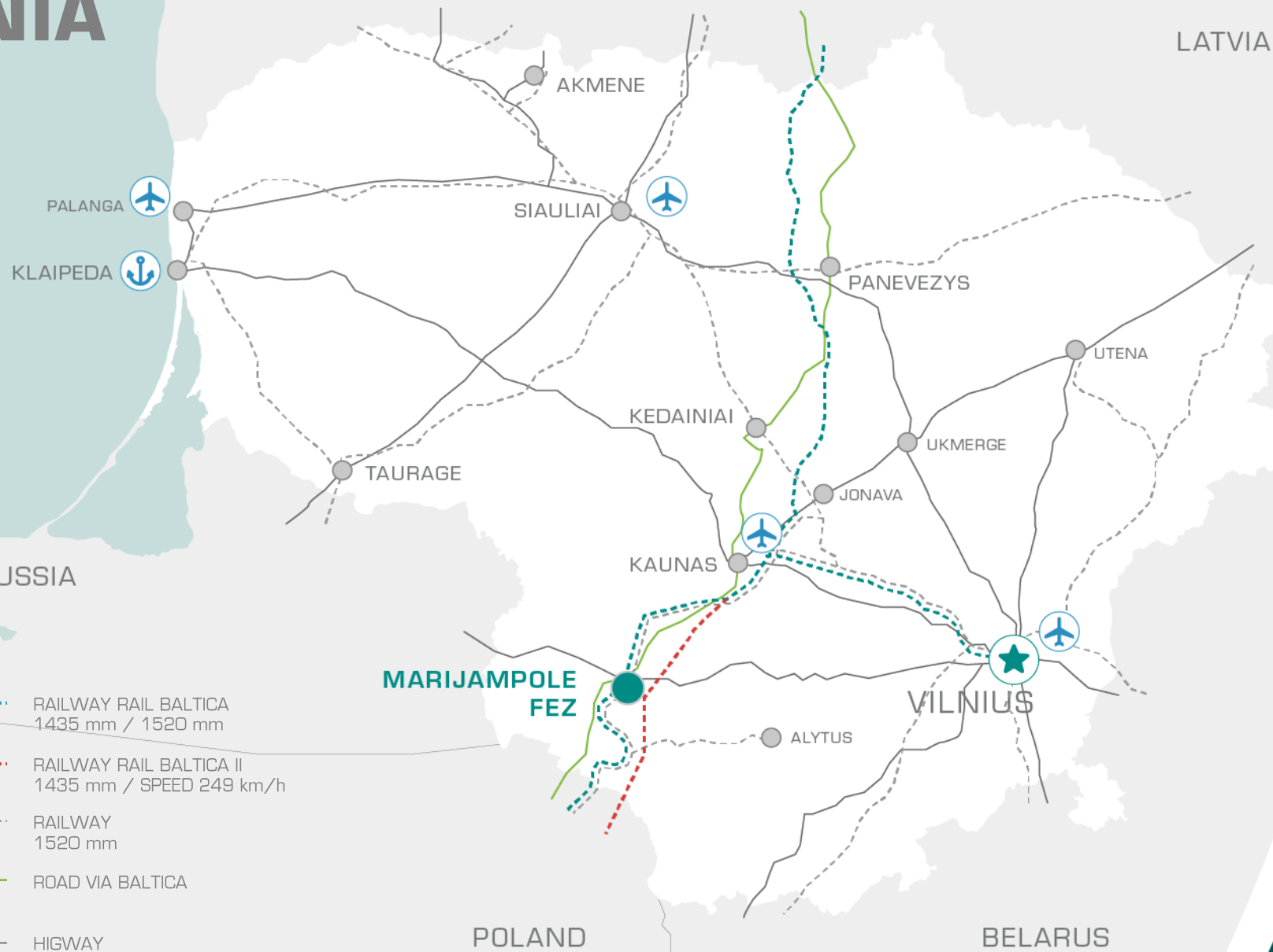


SEA PORT



AIR PORT

- RAILWAY RAIL BALTICA
1435 mm / 1520 mm
- RAILWAY RAIL BALTICA II
1435 mm / SPEED 249 km/h
- RAILWAY
1520 mm
- ROAD VIA BALTICA
- HIGHWAY



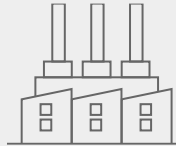
baltic
free economic zone

LABOR POOL IN MARIJAMPOLE

2022 Q1



LABOR ACTIVE POPULATION
66 500



LABOR IN PRODUCTION
11 300



UNEMPLOYMENT RATE
8,1 %




AVERAGE NETO SALARY
1076 €

2022 Q1 LITHUANIA MINIMAL MONTHLY SALARY (bruto) – **730 EUR**
2022 Q1 LITHUANIA MINIMAL HOURLY SALARY (bruto) – **4,47 EUR**

SOURCE: <https://www.tagidas.lt/savadai/9003/>

QUALIFIED LABOR FORCE POTENTIAL



1 COLLEGE

1 VOCATIONAL SCHOOL

PROXIMITY TO KAUNAS UNIVERSITY OF TECHNOLOGY **(30 MINS)**

OVER **2,000 STUDENTS** ARE CURRENTLY STUDYING
ENGINEERING PROGRAMS IN MARIJAMPOLE VOCATIONAL SCHOOL

COMPETITIVE ADVANTAGES



SOCIAL &
GREEN



LAWS &
TAX INCENTIVES



SPEED &
1 STOP SHOP



LOGISTICS &
INFRASTRUCTURE



HUMAN
RESOURCES

CORPORATE PROFIT TAX
0% THE FIRST **10 YEARS** AND
7,5% THE NEXT **6 YEARS**

DIVIDEND TAX **0%**

REAL ESTATE TAX **0%**

MAXIMUM ALLOWED TAX
BENEFITS ACCORDING THE EU
LEGISLATION FOR REGIONAL
STATE AID IN MARIJAMPOLE
REGION **50 %** CAPEX
INVESTMENTS 2022-2027

MAXIMUM ALLOWED TAX BENEFITS FOR REGIONAL STATE AID

ENTERPRISE	2022-2027 MARIJAMPOLE REGION	2022-2027 VILNIUS REGION	2022-2027 KLAIPEDA REGION
SMALL AND VERY SMALL COMPANIES	50%+20% FROM ELIGIBLE EXPENDITURES (CAPEX)	35%+20% FROM ELIGIBLE EXPENDITURES (CAPEX)	40%+20% FROM ELIGIBLE EXPENDITURES (CAPEX)
MEDIUM SIZED COMPANIES	50%+10% FROM ELIGIBLE EXPENDITURES (CAPEX)	35%+10% FROM ELIGIBLE EXPENDITURES (CAPEX)	40%+10% FROM ELIGIBLE EXPENDITURES (CAPEX)
LARGE COMPANIES	50% FROM ELIGIBLE EXPENDITURES (CAPEX)	35% FROM ELIGIBLE EXPENDITURES (CAPEX)	40% FROM ELIGIBLE EXPENDITURES (CAPEX)
	MAXIMUM STATE AID: 50%	MAXIMUM STATE AID: 35%	MAXIMUM STATE AID: 40%

Additional state aid in the case of investment project, which is not exceeding large investment project criteria: +10% small enterprises, +20% medium sized enterprises.
'Large investment project' means an initial investment with eligible costs exceeding EUR 50 million, calculated at prices and exchange rates on the date of award of the aid.

MAXIMUM ALLOWED TAX BENEFITS FOR REGIONAL STATE AID

ENTERPRISE	OBLIGATORY A NO OF WORK PLACES	OPTION B1 ANNUAL INCOME	OR OPTION B2 PROPERTY VALUE IN THE BALANCE SHEET
SMALL AND VERY SMALL COMPANIES	50 (10) OR LESS WORK PLACES	10 MLN. EUR OR LESS ANNUAL INCOME	10 MLN. EUR OR LESS PROPERTY VALUE IN THE BALANCE SHEET
MEDIUM SIZED COMPANIES	250 OR LESS WORK PLACES	50 MLN. EUR OR LESS ANNUAL INCOME	43 MLN. EUR OR LESS PROPERTY VALUE IN THE BALANCE SHEET
LARGE COMPANIES	MORE THAN 250 WORK PLACES	MORE THAN 50 MLN. EUR ANNUAL INCOME	MORE THAN 43 MLN. EUR PROPERTY VALUE IN THE BALANCE SHEET

Source: infolex.lt

MARIJAMPOLE FEZ



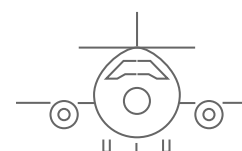
WITHIN **BALTIC FEZ** THERE ARE GREENFIELD LAND PLOTS WITH THE MAIN INFRASTRUCTURE CONNECTIONS



DIRECTLY BY THE **RAIL BALTICA** AND **VIA BALTICA**










2-3 HOURS REACH TO SEA PORTS



1-2 HOURS REACH TO AIRPORTS

Due to its close bordering with the Baltic Sea, Latvia, Belarus also direct bordering with Poland and Russia, Marijampole region offers logistic access to major markets in the East and the West.

International leaders in production choose Marijampole region as the location of it's manufacturing unit (e.g. IKEA, DOVISTA).

-  SUBLEASED
-  FREE PLOTS
-  RAILWAY 1520 MM
-  HIGHWAY
-  ROAD VIA BALTICA
-  RAILWAY RAIL BALTICA 1435 MM / 1520 MM
-  RAILWAY RAIL BALTICA 1435 MM SPEED 249 KM/H

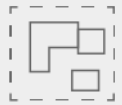


PROPOSITION NO 1

B1

B2

B3



TOTAL
AREA

2,56 HA
FEZ AREA 2,10 HA

4,25 HA
FEZ AREA 3,71 HA

4,76 HA
FEZ AREA 3,43 HA



POWER
SUPPLY

1,6 MW

1,5 MW

2,4 MW



NATURAL
GAS

600 M³/H

600 M³/H

600 M³/H



WATER
SUPPLY

119 M³/24H
44 THOUSAND M³/
ANNUALY

210 M³/24H
77 THOUSAND M³/
ANNUALY

272 M³/24H
100 THOUSAND M³/
ANNUALY



WASTE
WATER

119 M³/24H
44 THOUSAND M³/
ANNUALY

210 M³/24H
77 THOUSAND M³/
ANNUALY

272 M³/24H
100 THOUSAND M³/
ANNUALY




RAIN
WATER

FROM 2,56 HA

FROM 4,25 HA

FROM 4,76 HA



baltic
free economic zone

PROPOSITION NO 1

B1

B2

B3



TOTAL
AREA

2,56 HA
FEZ AREA 2,10 HA

4,25 HA
FEZ AREA 3,71 HA

4,76 HA
FEZ AREA 3,43 HA



POWER
SUPPLY

1,6 MW

1,5 MW

2,4 MW



NATURAL
GAS

600 M³/H

600 M³/H

600 M³/H



WATER
SUPPLY

119 M³/24H
44 THOUSAND M³/
ANNUALY

210 M³/24H
77 THOUSAND M³/
ANNUALY

272 M³/24H
100 THOUSAND M³/
ANNUALY



WASTE
WATER

119 M³/24H
44 THOUSAND M³/
ANNUALY

210 M³/24H
77 THOUSAND M³/
ANNUALY

272 M³/24H
100 THOUSAND M³/
ANNUALY

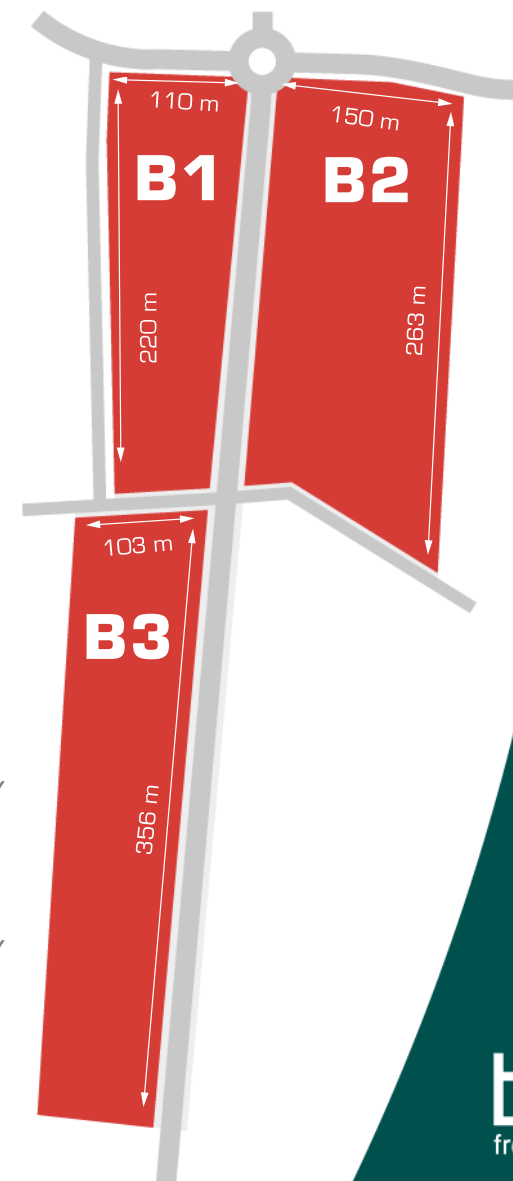


RAIN
WATER


FROM 2,56 HA

FROM 4,25 HA

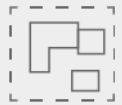
FROM 4,76 HA







PROPOSITION NO 2



TOTAL
AREA

~9 HA
FEZ AREA 3,32 HA



POWER
SUPPLY

1,6 MW



NATURAL
GAS

18 M³/H



WATER
SUPPLY

1 500 M³/ANNUALY



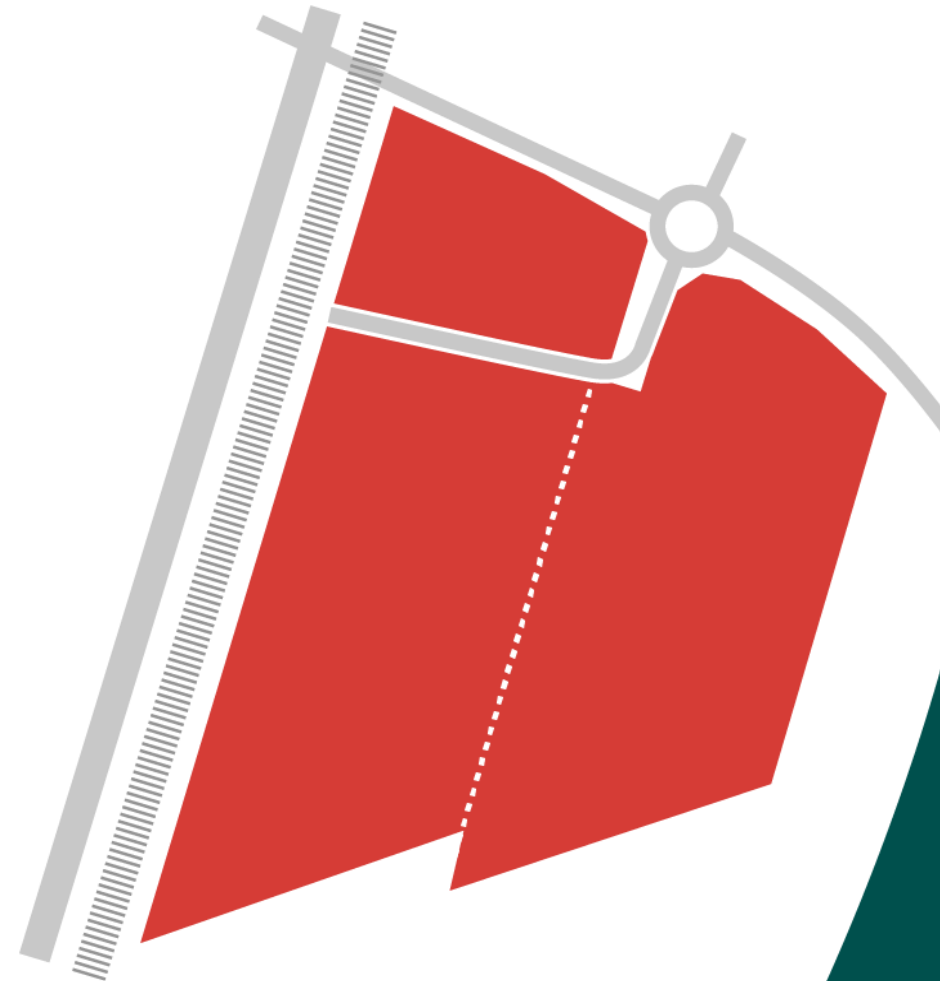
WASTE
WATER

1 500 M³/ANNUALY



RAIN
WATER

FROM 10,7 HA



baltic
free economic zone

PROPOSITION NO 2



TOTAL
AREA

~9 HA
FEZ AREA 3,32 HA



POWER
SUPPLY

1,6 MW



NATURAL
GAS

18 M³/H



WATER
SUPPLY

1 500 M³/ANNUALY



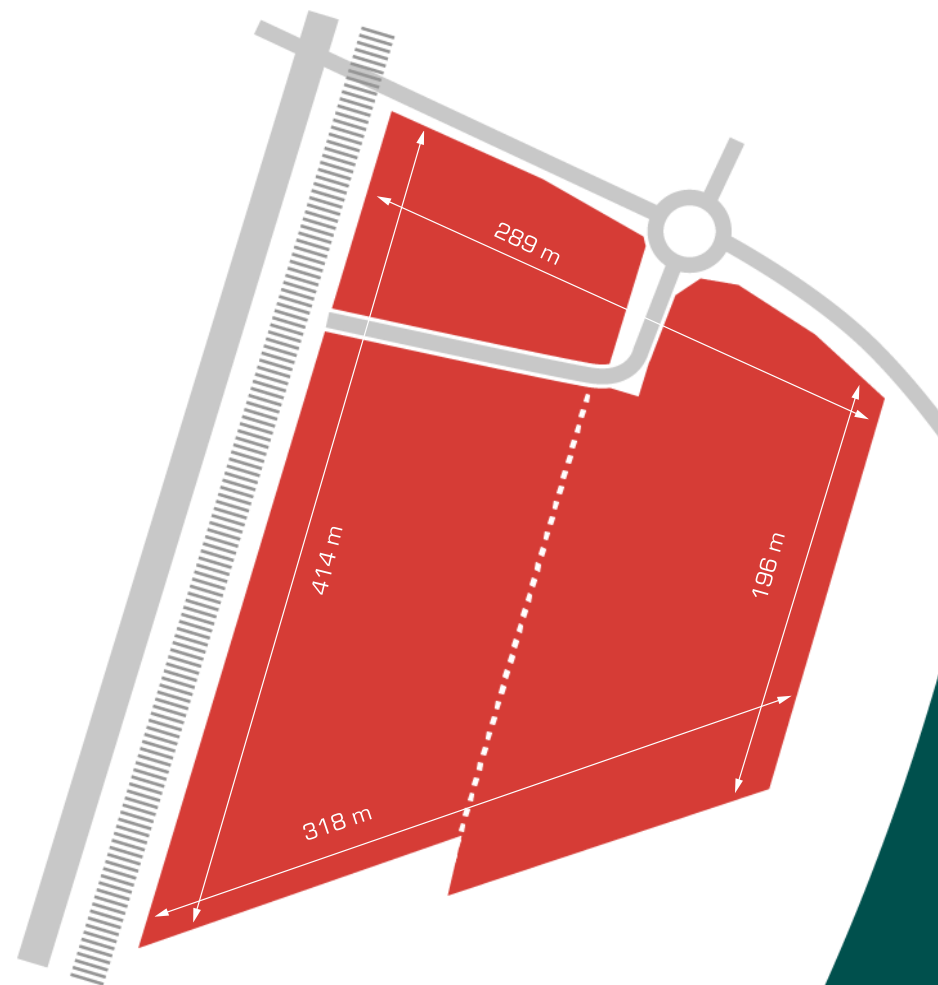
WASTE
WATER

1 500 M³/ANNUALY



RAIN
WATER

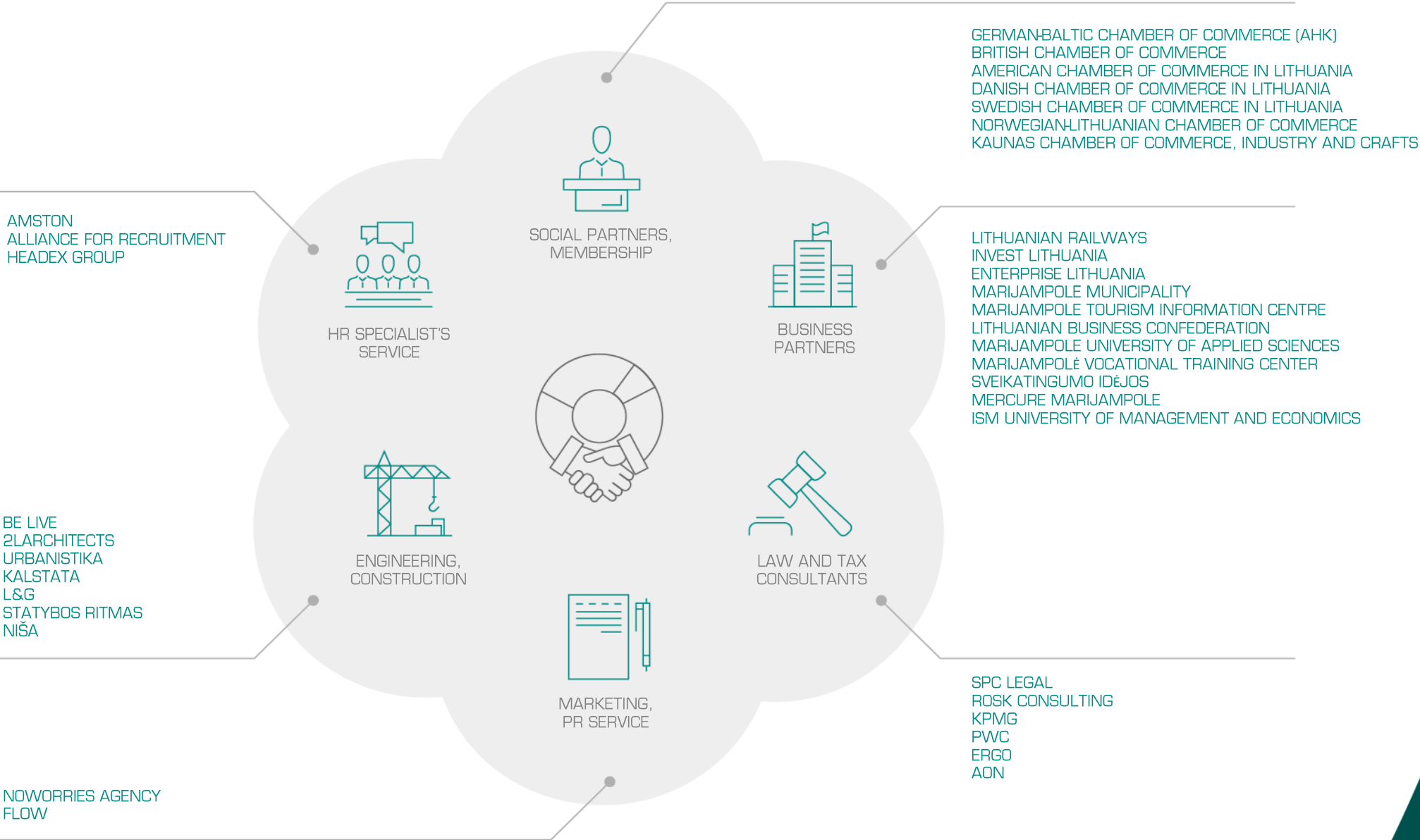
FROM 10,7 HA



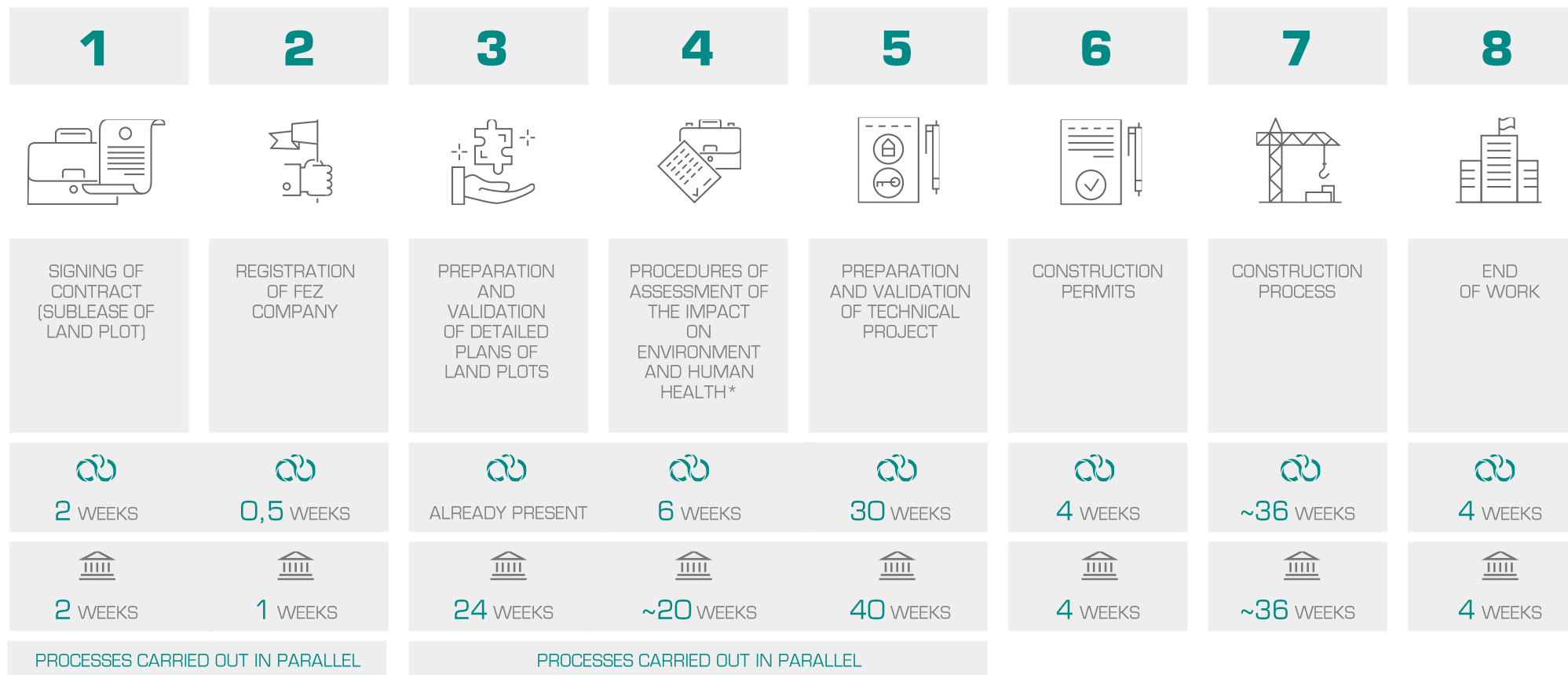




OUR NETWORK



THROUGH INVESTMENT PROCESS




Periods in territory of **Baltic FEZ**

Periods in territory of Lithuania

* If such permits are required according to the implemented project

10 INSIGHTS ABOUT INVESTMENT



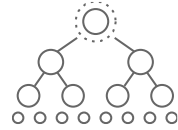
STABLE GOV
LAW & TAX
ENVIRONMENT

1



STRONG
MUNICIPALITY

2



FEZ MC
PROFESSIONAL
TEAM & LOCAL
NETWORK

3



VALUE CHAIN
DEEP
KNOW-HOW

4



TIME TO
EXPAND IN
REGION

5



LOGISTICS &
INFRASTRUCTURE
READY

6



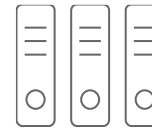
HR COSTS
EFFECTIVENESS
& ATTITUDE

7



PROFESSIONAL
DEVELOPMENT
OPP.

8



FLEXIBLE
FINANCE TOOLS
(EU, GOV, MUNIC.
FEZ CO.)

9



REGION DEEP
SWOT & HISTORY
COMPLIANCE
TO BP

10



baltic
free economic zone

CONTACT US

Simonas Petrulis
CEO

KAUNO ST. 15,
LT-68308 MARIJAMPOLĖ
LITHUANIA
MOB. +370 656 74711
+370 650 63041
INFO@BALTICFEZ.COM
WWW.BALTICFEZ.COM

